

CEMENTING AND CIRCULATING HOSES

PARVEEN's typical steel Cementing & Circulating Hoses are shown below with its model numbers. These hoses have either Threaded ends or NPS or Integral or Welded ends.

Model Number indicates:

- i. Type of Sweep i.e. Long Sweep or Short Sweep (i.e. LS or SS)
- ii. Style of Swivel Joints used (i.e. Style 10, Style 50 or Style 10 & Style 50 both & numbers of swivel joints i.e.1 or 2)
- iii. Numbers of Unions used (i.e. 1, 2 or 4 etc.)
- iv. Type of end connection i.e. Threaded (T), NPS (N), Integral (I) or Welded (W)

Example: Model Number PLSCCH-50-2-4U-1 indicates.

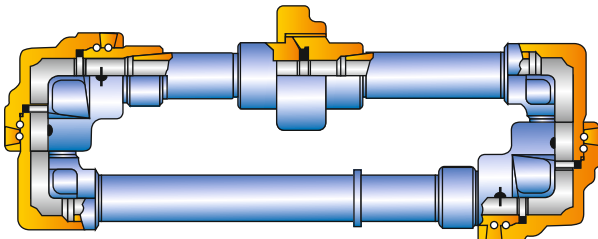
- i. **PLSCCH** : PARVEEN Long Sweep Cementing & Circulating Hose.
- ii. **50-2** : Style 50 Swivel Joint, 2 Numbers.
- iii. **4U** : 4 Numbers of Union
- iv. **I** : Integral Union End Connection

I. THREADED ENDS USING API LINE PIPE THREADS

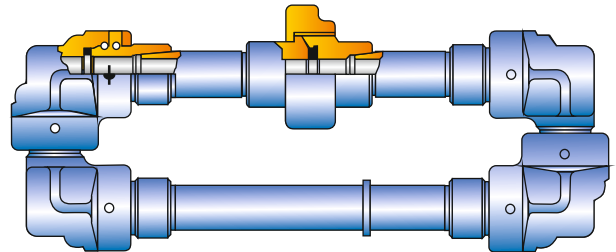
UNION (THREADED)	1 NO.	1 NO.	2 NOS.	2 NOS.	4 NOS.	4 NOS.
S. JOINT (THREADED)	STYLE-50 (2 NOS.)	STYLE-10 (2 NOS.)	STYLE-50 (2 NOS.)	STYLE-10 (2 NOS.)	STYLE-50 (2 NOS.)	STYLE-10 (2 NOS.)
MODEL NUMBER.	PSSCCH-50-2-1U-T	PSSCCH-10-2-1U-T	PSSCCH-50-2-2U-T	PSSCCH-10-2-2U-T	PSSCCH-50-2-4U-T	PSSCCH-10-2-4U-T

CONFIGURATION OF THREADED END MODELS

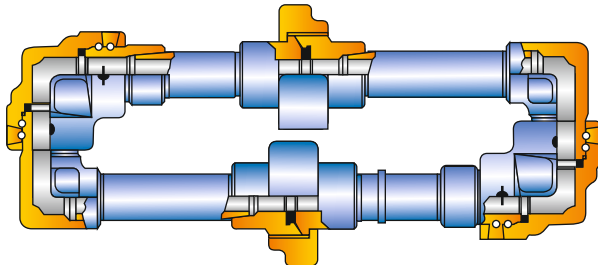
MODEL NUMBER: PSSCCH-50-2-1U-T



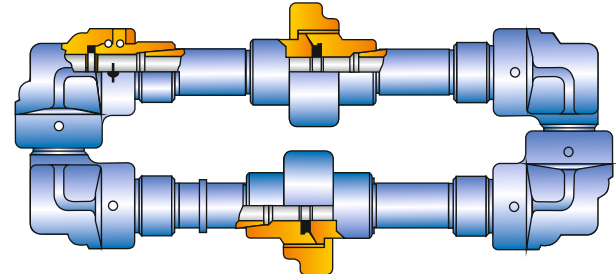
MODEL NUMBER: PSSCCH-10-2-1U-T



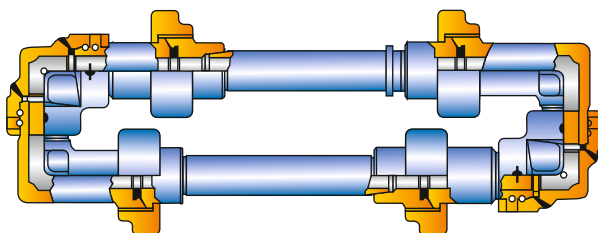
MODEL NUMBER: PSSCCH-50-2-2U-T



MODEL NUMBER: PSSCCH-10-2-2U-T



MODEL NUMBER: PSSCCH-50-2-4U-T



MODEL NUMBER: PSSCCH-10-2-4U-T

