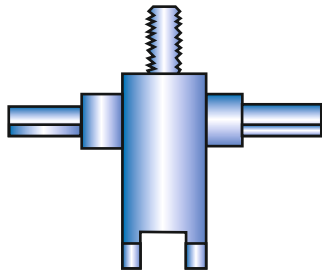
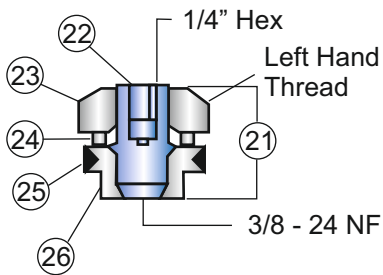


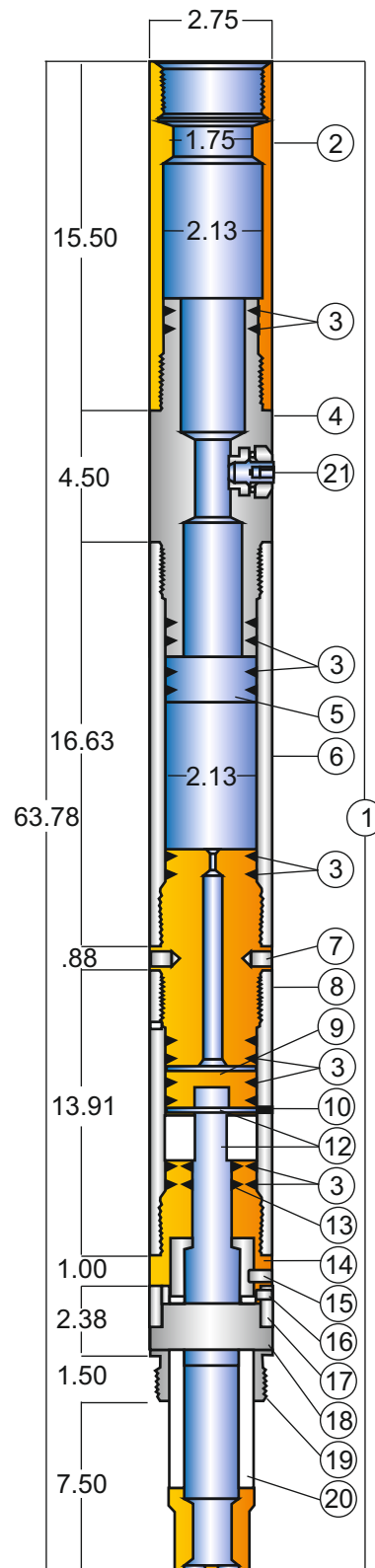
SIZE 10 WIRELINE PRESSURE SETTING TOOL



**Bleeder Wrench
WST-5125-146
(Optional Accessory)**



**Bleeder Valve Assy.
WST-5125-142**





SIZE 10 WIRELINE PRESSURE SETTING TOOL

PART LIST

Item	Part Number	Req.	Description
1	WST-BK10-001		Assy. - Size 10 Wire line Pressure Setting Tool- Incl. Item 2-26
2	WST-BK10-020	1	Pressure Chamber
3*	000-N569-327	14	O-Ring - 90 Duro
4	WST-BK10-034	1	Bleeder Valve Sub
5	WST-BK10-022	1	Upper Piston
6	WST-BK10-021	1	Upper Cylinder
7	WST-BK10-023	1	Tandem Connector
8	WST-BK10-035	1	Lower Cylinder
9	WST-BK10-024	1	Lower Piston
10		1	Hex Socket Set Screw 1/4-20 N.C. x 3/8 L.G.
11	WST-BK10-025	1	Retaining Pin
12	WST-BK10-026	1	Piston Rod
13*	000-N569-221	2	O- Ring - 90 Duro
14	WST-BK10-027	1	Cylinder Head
15		1	Hex Socket Set Screw 3/8 - 16 N.C. x 3/8 L.G
16		1	Hex Socket Set Screw 3/8 - 16 N.C. x 3/8 L.G
17	WST-BK10-029	1	Retaining Ring
18	WST-BK10-031	1	Cross Link
19	WST-BK10-028	1	Cross Link Sleeve
20	WST-BK10-030	1	Setting Mandrel
21	WST-BK10-142	1	Assy. - Bleeder Valve - Incl. Item 22-26
22	WST-BK10-143	1	Stem For Bleeder Valve
23	WST-BK10-144	1	Retainer Nut For Bleeder Valve
24	WST-BK10-145	1	Seat For Bleeder Valve
25*	000-N569-213	1	O- Ring - 90 Duro for Bleeder Valve
26*	000-N569-012	1	O- Ring - 90 Duro for Bleeder Valve
*	WST-BK10-010		O- Ring Kit -325 ^o For WST-BK10-001 Incl. Item 3,13,25, and 26-