

STRAIGHT BARS & WEIGHT BARS

Applications:

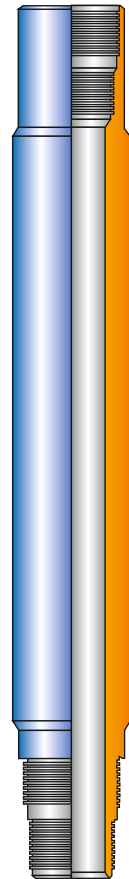
- Cleanout operations.
- Nitrogen lifts.
- Fishing and retrieval operations.
- Sweet and sour service (H₂S).

Features:

- Extends short tool strings to provide a smoother access through restrictions.
- Adds weight between a jar an accelerator.
- Full flow through bore.
- Different lengths and weights available

STRAIGHT BARS & WEIGHT BARS		
O.D. (in)	I.D.* (in)	Length* (ft.)
1.500	0.688	2, 3, 4
1.688	0.688	2, 3, 4
1.750	0.875	2, 3, 4
2.125	1.250	2, 3, 4
2.568	1.375	2, 3, 4

* Threads as per customers specifications
Other sizes are available on request.



***Straight Bars
& Weight Bars***

WASH SHOES

Applications:

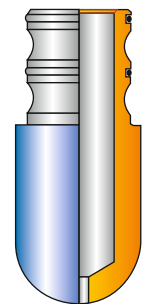
- Used to clean tubing I.D. by pumping fluid through the coiled tubing and out through the wash shoe which creates a jetting action.
- Standard nozzle sub for all CT pumping and nitrogen lift operations
- Sweet and sour service (H₂S)

Features:

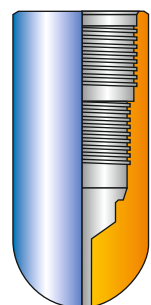
- Available in various sizes, nozzle patterns and diameters to meet operational parameters.
- Several configuration of ports and directions are available.

WASH SHOES			
Description	Size*(in)	Length *(in)	Ports *(in)
Threaded wash shoe	1.25 to 3.75 O.D.	5.00	0.25 to 1.00
Wash shoe with roll-on connection	1.687 to 3.125 coiled tubing	to 8.00	15°, 30° and 45° up, down and 90°

* Customer to specify size, number and direction of ports.



***Roll-on Connection
Wash Shoe***



***Threaded
Wash Shoe***