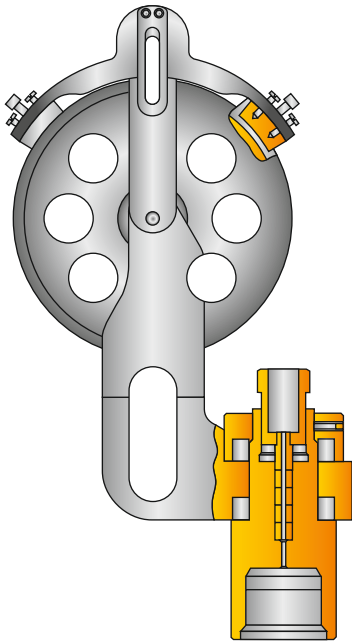


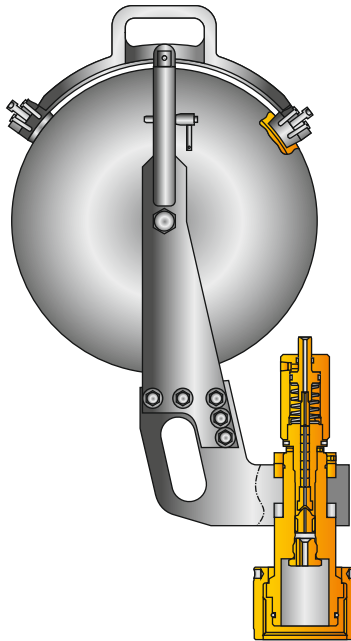
## WIRELINE STUFFING BOXES

**Features & Advantages:**

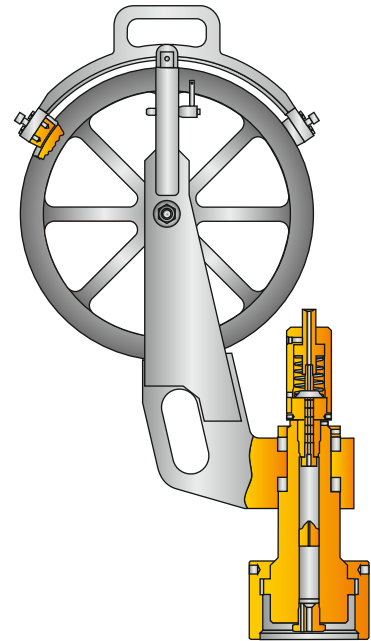
- It seals around stationary or moving solid wireline (slickline) for pressures up to 15,000 psi.
- It is light weight with aluminium or composite material pulley. Line size determine size of sheave and glands.
- Manual and hydraulic packing nut to give optimum compression around wireline.
- It has blow out plug to seal, in case of line fouling or breaking.
- Sheave bracket can swivel around. It has adjustable wire guides to keep wireline in the sheave groove, preventing line jumping.
- Hydraulic pumps, fittings, hoses and accessories are also available.
- Lightweight body, sheave bracket, aluminium pulley, composite material pulley.



**LIGHT WT.  
STUFFING BOX**



**LIGHT WT. STUFFING BOX  
WITH COMPOSITE SHEAVE**



**LIGHT WT.  
HYDRAULIC  
STUFFING BOX**

<b>WIRELINE STUFFING BOXES</b>			
<b>Sheave</b>	<b>Working Pressure (psi)</b>	<b>Manual Part No.</b>	<b>Hydraulic Part No.</b>
10"	5,000	12510	12510-H
	10,000	12110	12110-H
	15,000	12410	12410-H
14"	5,000	12540	12540-H
	10,000	12140	12140-H
	15,000	12440	12440-H
16"	5,000	12570	12570-H
	10,000	12170	12170-H
	15,000	12470	12470-H
20"	5,000	12520	12520-H
	10,000	12120	12120-H
	15,000	12420	12420-H

Refer to the Quick Union identification chart on page no. 16 & 17 for end connection.